

OUTLANDER



MITSUBISHI
MOTORS

Drive@earth

OUTLANDER 4WD



OUTLANDER GLS 4-Speed

• 18" Alloy Wheels with 225/55 R18 Tires • White Side Marker • Roof Rails

OUTLANDER GLS

• Multi-Point LATCH with 200 and 400 Lb-Test Seats

• Magnesium Alloy Pedals



Rockford Fosgate

• Premium 650-Watt Rockford Fosgate™ Audio System with 6-In-Dash CD / MP3 / Tuner and 10-Inch Subwoofer



MIVEC

*Mitsubishi Innovative Valve Timing and Lift Electronic Control

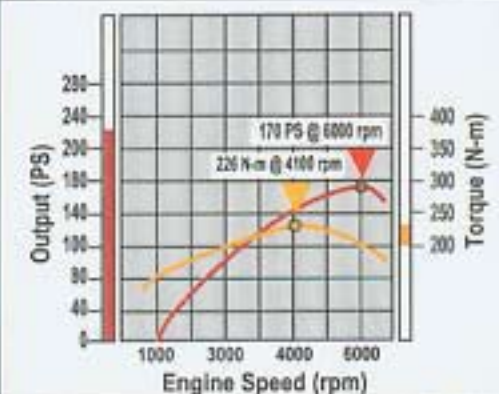
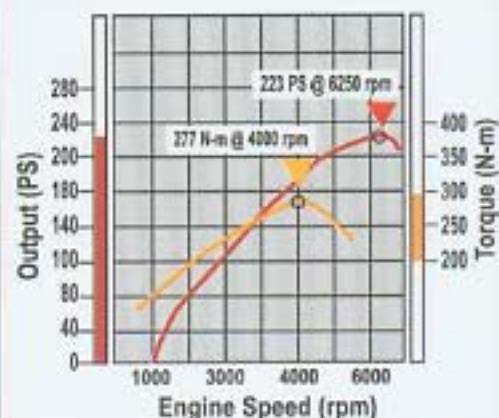
MIVEC is an exclusive technology that adjust intake timing for optimal performance across the rev range. At low ranges, MIVEC provides on-demand acceleration for quicker starts, while higher ranges receive an impressive boost of power.

3.0-liter MIVEC V6 SOHC 24-valve Gasoline Engine (6B31)

The 3.0-liter powerhouse uses a lightweight aluminum block for optimum performance as it puts out 223 PS to take control of city streets and open highways alike. MIVEC technology provides optimal valve timing at both low high rev ranges, to give you the most out of every curve and straightaway.

New 2.4-liter MIVEC DOHC 16-valve Gasoline Engine (4B12)

The new 2.4-liter engine which also uses a lightweight aluminum block is a concentrated rush of excitement, laying down enough power for sporty performance wherever there is pavement to be found. Like its efficiency, and MIVEC technology for more aggressive starts and maximum high-range output.




DRIVING PERFORMANCE

ASC *Active Stability Control



ASC Switch



Wheels with traction



*GLS Sport only

Electronic Brake Distribution (EBD)

Driver only with EBD



Passengers and Cargo with EBD




Passengers and Cargo without EBD



Anti-Lock Braking System (ABS)



Tight Minimum Turning Radius
5.3m



Front: McPherson Struts with Coil Springs and Stabilizer
Rear: Multi-Link Heavy Duty Suspension with Stabilizer



Front: 16-inch Ventilated Disc
Rear: 16-inch Drum-in-Disc



COLLISION SAFETY

RISEBODY



The wraparound cabin preservation structure Reinforced Impact Safety Evolution (RISE) on the Outlander helps preserve a survival space for the vehicle occupants. Reinforcement welds encircle the cabin, enabling a more ideal energy absorption in case of a front, side or rear collision.



Front Dual Stage SRS Airbags



Side and Curtain Dual Stage Airbags (GLS Sport)



Seatbelts with Pre-tensioner

CONVENIENCE



60:40 Splitting / Folding / Sliding / Reclining Bench Seats with One-Touch Fold and Tumble Button



GENERAL SPECIFICATIONS		OUTLANDER 4WD	
		GLS Sport A/T	GLS A/T
Overall Length (mm)		4640	
Overall Width (mm)		1800	
Overall Height (mm)		1720 (with Roof Rails)	
Wheelbase (mm)		2670	
Tread (Front/Rear) (mm)		1540 / 1540	
Minimum Turning Radius (m)		5.3	
Maximum Ground Clearance (mm)		215	
Curb Weight (kg)		1640	1585
Tires		225 / 55 R18 97H	
Wheels		18" x 7.0JJ Alloy Wheels	
Fuel Tank (Liter)		60	

ENGINE	
Model & Type	GLS SPORT: 3.0-L MIVEC V6 SOHC 24-Valve Gas Engine (6B31)
Displacement (cc)	2998
Bore x Stroke (mm)	87.6 x 82.9
Compression Ratio	10.3:1
Max. Power (Ps / rpm)	223 / 6250
Max. Torque (N-m / rpm)	277 / 4000
Model & Type	GLS: 2.4-L MIVEC DOHC 16-Valve Gas Engine (4B12)
Displacement (cc)	2360
Bore x Stroke (mm)	88.0 x 97.0
Compression Ratio	10.5 : 1
Max. Power (Ps / rpm)	170 / 6000
Max. Torque (N-m / rpm)	226 / 4100

TRANSMISSION		GLS Sport	GLS
Model		6-Speed INVECS-III with Sportronic	6-Speed INVECS-III CVT with Sportronic
4WD System		Multi-Select 4WD with 2WD & 4WD Lock Mode	
Gear Ratio	1st	4.199	2.349
	2nd	2.405	1.517
	3rd	1.583	1.105
	4th	1.161	0.857
	5th	0.855	0.680
	6th	0.585	0.394
Reverse		3.457	1.750
Final Gear Ratio		3.571	6.466

SUSPENSION	
Front	McPherson Struts with Coil Springs and Stabilizer
Rear	Multi-Link Heavy Duty Suspension with Stabilizer
BRAKES	
Front	16-Inch Ventilated Disc
Rear	16-Inch Drum-In-Disc

STEERING	
Gear Type	Rack and Pinion
Steering Wheel	3-Spoke Leather-Wrapped with Silver-Accent and Audio Remote Control

AUDIO SYSTEM:	
Brand	Rockford Fosgate™ 6-In-Dash CD/MP3/Tuner with Audio Jack / Rockford Fosgate™ 6-In-Dash CD/MP3/Tuner
Speakers	9 (Including 4 Tweeters & 1 Subwoofer)
Antenna	Roof-Mounted

SAFETY	
Seatbelts	3P ELR with Pre-tensioner (Double Pre-Tensioner for Driver Side), Force Limiter, and Adjustable Seatbelt Anchor x2
	Rear: 3P ELR/ALR x2 and 3P ELR x1

• Child Protection Lock • Head Protection Interior
 • ISO-Fix Child Seat Anchor (Lower & Tether Anchor) • Laminated Green Glass
 • Mitsubishi Motors Philippines Corporation reserves the right to alter any specifications without prior notice.
 • Photos shown in this brochure may slightly differ from the actual unit.



• 2-Piece Flap-Type Tailgate



• Cargo Room Utility Rail



• Tonneau Cover



• LED-Type Tail Lamp



• LED-Type Rear Spoiler-Integrated 3rd Brake Lamp

Unit of measurement in mm.



On Quality:
 We seek excellence in our products and services and recognize that customer satisfaction is the essence of our mission.

