

STRADA

4x4



MITSUBISHI
MOTORS

Drive Inspired

STRADA DID

4x4 COMMON RAIL



Strada GLS

- New 16" x 7" JJ Alloy Wheels with 245/70 R16 Tires (GLS Sport)
- 16" x 7" JJ Alloy Wheels with 245/70 R16 Tires (GLS)
- Fog Lamps • Side Aluminum Stepboards • Chrome Power Door Mirrors
- Chrome Exterior Door Handles • Fender Flares and Side Mouldings



• Tremendously Designed Dashboard with Leather-Wrapped Steering Wheel

• Automatic Climate Control System

• Multi-Information Display Monitor

• Side Sway Control, Hill Start Assist, Cruise Control, ABS, Airbags, Tire Pressure Monitoring, and Light Control

• High Grade Sport-Type Fabric Seats

• Dual SRS Airbags

• MMAS Single In-Door AM/AM Stereo with CD/MP3/USB/SD/SD Memory Player



• High Contrast Instrument Meter Cluster



• Ignition Key Cylinder with Illumination



• Auxiliary Socket



• Overhead Luggage Compartment and Map Lamp



• Rear Seat with Center Armrest and Cupholders



• Center Console



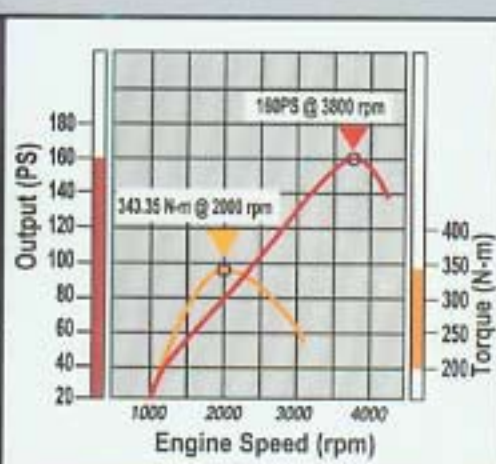
Superior Fuel Economy and Low Emissions (EURO 2)

Two newly developed diesel engines, offering a range of capabilities to let you select the exact balance of power and economy you need.



The perfect mix of acceleration and off-road power

The 3.2-liter DOHC diesel engine provides superior torque, especially at low and mid rev ranges. The new Common Rail Injection System electronically controls fuel intake to deliver precisely the right amount to each cylinder, while the direct injection system enables far more efficient combustion for better fuel efficiency and reduced emissions.



For city performance and highway cruising

The Euro 2 compliant 2.5-liter DI-D Common Rail diesel engine which produces 136 PS is designed to cope with the demands of high speed motoring. And aside from being able to produce ample power and torque, this breakthrough engine assures better fuel efficiency and reduced emissions.



RISEBODY

Reinforced Impact Safety Evolution (RISE)

The comprehensive safety system of the Strada 4x4 offers all the occupants greatly improved all-around collision protection. Mitsubishi's exclusive RISE body construction incorporates front and rear crumple zones with reinforced beams to absorb collision force and direct it away from the vehicle's interior. The engine and drive components also absorb energy, preventing further damage from reaching the cabin.



Thick and Strong Frame Structure



Collision Energy Absorber Joints



Side Impact Beams

Larger, Stronger Brakes

16 inch ventilated discs

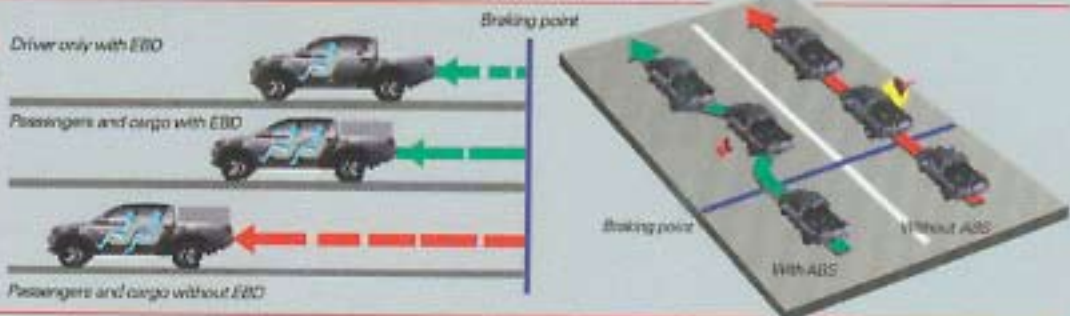


11.6 inch leading & trailing drums



ABS with EBD (GLS Sport only)

The Anti-lock Braking System with Electronic Brake-force Distribution prevents the wheels from locking in emergency stops, giving greater control for avoiding obstacles. When carrying heavy loads, this system adjusts to the same level of braking as normal driving.



EASY SELECT 4WD

Mitsubishi's rally-proven Easy Select 4WD gives you the freedom to choose between the smooth highway performance of 2WD and the rugged off-road traction of 4WD without breaking stride. With its shift-on-the-fly convenience at up to 100km/h, you can select the best driving mode for any condition.

4-Speed Automatic (GLS Sport only)

For drivers who prefer the convenience of an automatic, the all-new Strada offers a 4-speed automatic transmission that provides smooth and intelligent shifting.

5-Speed Manual

The 5-speed manual transmission is available for those who prefer the feel and control that only a stick shift can give. The smooth lever movement and intuitive placement make shifting easy at all times.

2H (2WD High Range)

The choice for normal road situations. Only the rear wheels receive power, providing a smooth, quiet and fuel-efficient ride.

4H (4WD High Range)

For rougher roads or hazardous conditions. All wheels receive torque, giving better traction to keep you out of trouble.

4L (4WD Low Range)

The best choice for sure off-road handling. Four-wheel performance shifts into low gear for maximum traction through mud or sand.



GENERAL SPECIFICATIONS		STRADA 4X4	
		GLS Sport (AT or MT)	GLS (MT)
Overall Length (mm)		5090	
Overall Width (mm)		1800	
Overall Height (mm)		1780	
Wheelbase (mm)		3000	
Tread (Front/Rear) (mm)		1520 / 1515	
Gross Vehicle Weight (kg)		2930	570
Curb Weight (kg)		1905 (AT) 1895 (MT)	350
Maximum Ground Clearance (mm)		205	
Bed Interior Length (mm)		1325	
Bed Interior Width (mm)		1470	
Bed Interior Height (mm)		405	
Cargo Floor Height (mm)		850	
Turning Radius (m)		5.9	
Maximum Climbing Ability (tan θ)		0.38	
Tires		265/70 R16	245/70 R16
Wheels		16" x 7" JJ Alloy	
Seating Capacity (persons)		5	

ENGINE		
Type (Model)	3.2 L Direct Injection Diesel, 4 In-Line DOHC, 16Valve Turbocharged & Intercooled (4M41)	2.5 L Direct Injection Diesel, 4 In-Line DOHC, 16Valve Turbocharged & Intercooled (4D56)
Displacement (cc)	3200	2477
Compression Ratio	17:1	
Bore x Stroke (mm)	98.5 x 105	91.1 x 95.0
Max Output (PS / rpm)	160 / 3800	136 / 3500
Max Torque (N-m / rpm)	343.35 / 2000	314 / 2000
Fuel System	Common Rail Direct Injection	
Fuel Tank Capacity (L)	75	

TRANSMISSION		
Clutch	Torque Converter	Single Dry Plate with Diaphragm Spring
Model	4-Speed Automatic	5-Speed Manual
4WD System	Easy Select 4WD	

BRAKES	
Front	16" Ventilated Discs
Back	11.6" Leading and Trailing Drums
GLS Sport:	Equipped with ABS and EBD
GLS:	Equipped with Load Sensing Proportioning Valve (LSPV)

SUSPENSION	
Front	Independent Double Wishbone with Coil Springs and Stabilizers
Back	Rigid Axle, Elliptic Leaf Springs with Telescopic Shock Absorbers

STEERING	
Gear Type	Rack and Pinion
Power Steering	Equipped
Steering Wheel	4-Spoke Leather with Tilt Adjustment

AUDIO SYSTEM	
Steno Type	Single In-dash CD/MP3/Tuner/iPod-USB Ready
Speakers	8
Antenna	Pillar-Mounted

SAFETY	
<ul style="list-style-type: none"> • Dual SRS Airbags + RISE Body • 3pt ELR, Height-Adjustable and Pre-Tensioner Function (Front) • 3pt ELR and 2pt Lapbelt (Rear) • Child Protection Lock • Side Door Impact Beams • TPMS (Tire Pressure Monitoring System) 	

INTERIOR	
Strada GLS Sport and GLS <ul style="list-style-type: none"> • High-Grade Sport-Type Fabric Seats • Black / Grey Two-Tone with Silver Accent Dashboard • Blue Combination Meter Cluster w/ Chrome Rings • Multi-Information Display Monitor • Automatic Climate Control Air Conditioner • Rear-Seat Center Folding Armrest with Cup Holders • Assist Grip (x3) • Headlamp Warning Buzzer • Power Doorlocks • Chrome Interior Door Handles • Door Courtesy Lamps • Power Windows with Silver-Painted Switch Panel • Ashtray and Cigarette Lighter • Convenience Hook (x2) • Moulded Black / Grey Door Trims with Side Pockets and Bottle Holders • Floor Console Box with Lid, Cupholder, and Accessory Socket 	

EXTERIOR	
Strada GLS Sport and GLS <ul style="list-style-type: none"> • Black Front Skid Plate • Black Front Grille with Chrome-Insert • Fog Lamps • Fender Flares and Side Mouldings • Multi-Reflector Halogen Headlamps • Bedliner with Cargo Hooks • Side Stepboard with End Protector • Chrome Exterior Door Handles • Chrome Power Side Mirrors • Power Slide and Rear Vent Window • Green Laminated Windshield • Rear Window Defogger with Timer • Mudguards • Rear Bumper • Variable Intermittent (2-Speed Function) Windshield Wiper with Washer • Tailgate-Integrated 3rd Brake Lamp with Garnish 	

• Mitsubishi Motors Philippines Corporation reserves the right to alter any specifications without prior notice.
 • Photos shown in this brochure may slightly differ from the actual unit.



- 1 Driver legroom 215 mm
- 2 Passenger legroom 810 mm
- 3 Driver hip point 262 mm
- 4 Passenger hip point 310 mm
- 5 Driver headroom 614 mm
- 6 Passenger headroom 668 mm



- Power Slide and Rear Vent Window**
- 3-Mode Opening
 - Anti-Trapping Function
 - Defogger
- Center Console Switch



A remarkably tight 5.9m minimum turning radius makes maneuvering through tight spaces easier than ever.



Rack & Pinion Steering



Front Double-Wishbone Suspension / Rear Leaf-Spring Suspension (above the axle type)



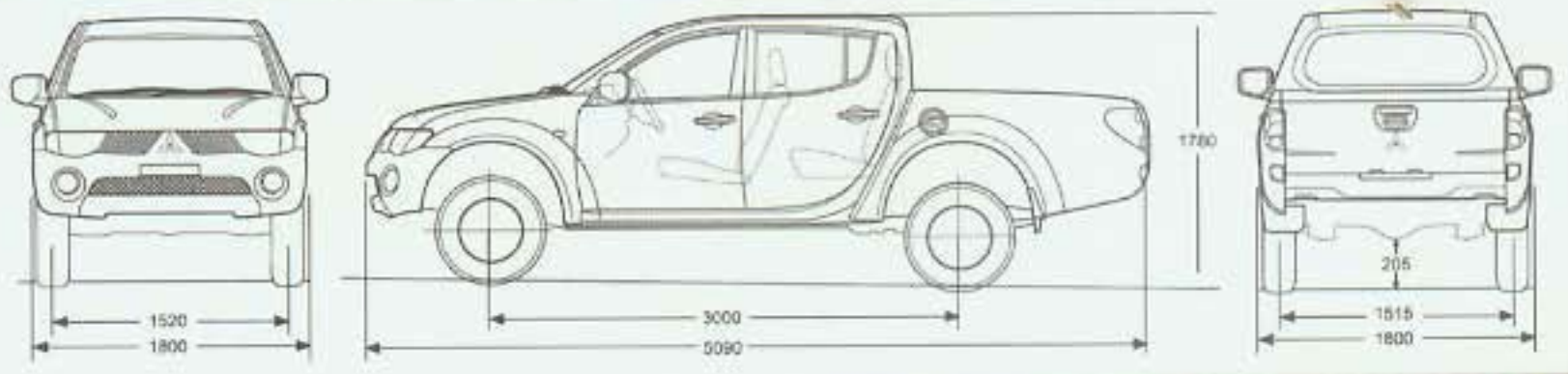
Reinforced Structure

- New Strada 4x4 (In addition to the old Strada)
- Old Strada



- Tailgate-Integrated 3rd Brake Lamp
- Rear Window Defogger with Timer
- Rear Bumper

Unit of measurement in mm.



On Quality:
 We seek excellence in our products and services and recognize that customer satisfaction is the essence of our mission.

© Sept. 2007 - STRADA 4X4_02 Mitsubishi Motors Philippines Corp.

